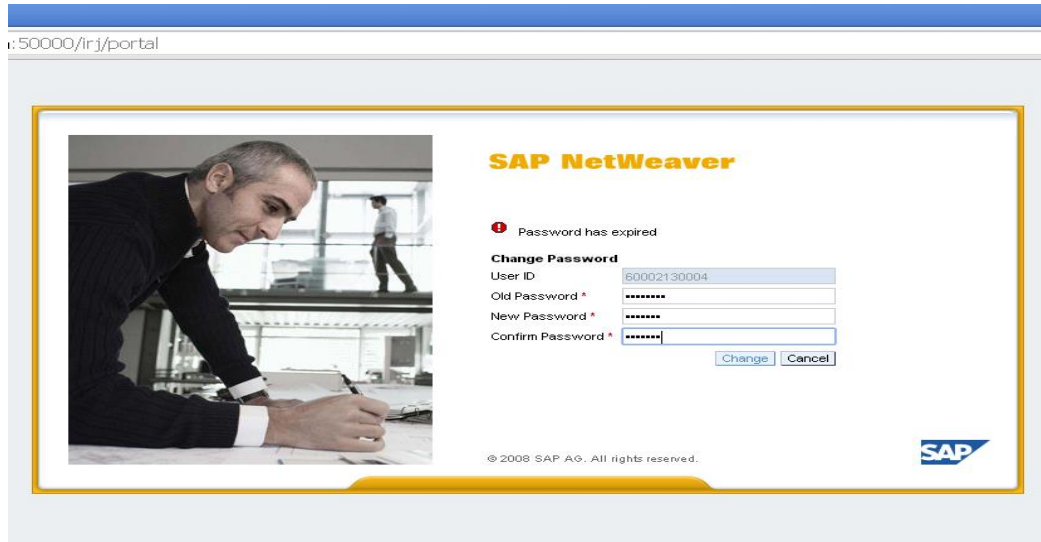


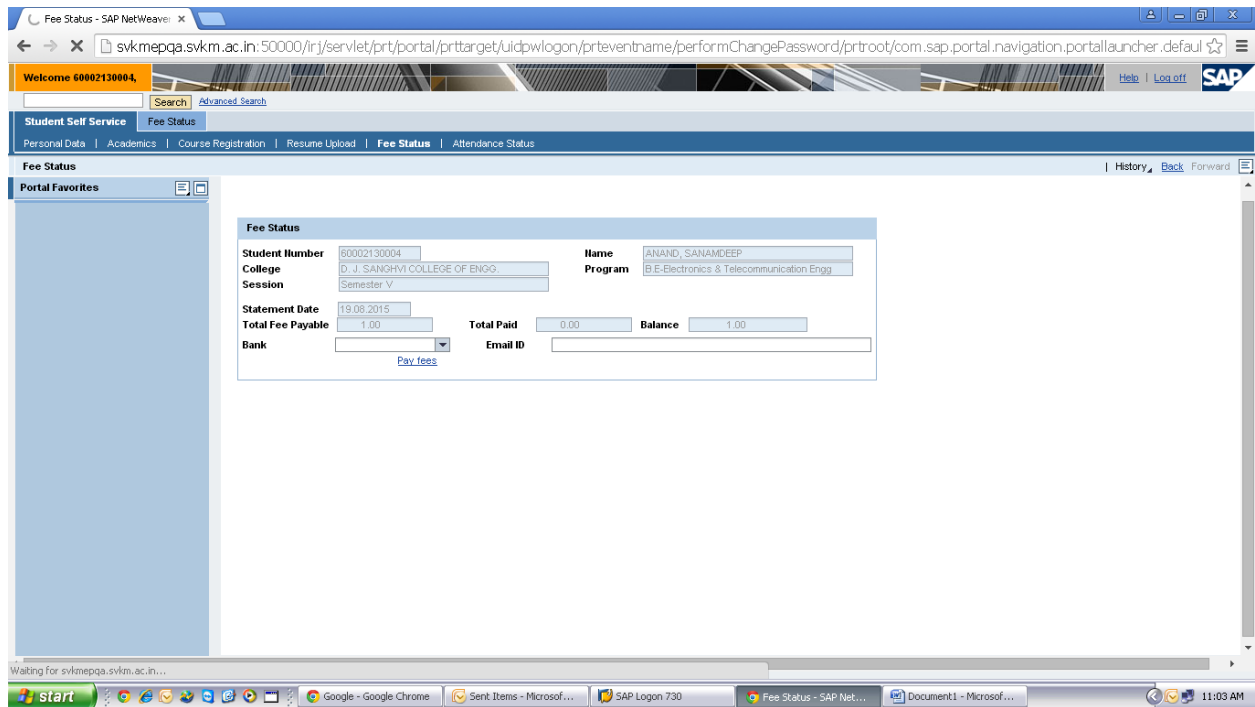
Click on student portal link

<http://svkmepdbci.svkm.ac.in:50100/irj/portal>

Put portal ID (SAP Number of student), then change initial password as follows



After clicking on Change, following screen appears



Then select your Bank from the dropdown list and put your correct Email ID, on this Email ID you will get Payment confirmation from PAYU on successful payment.

Fee Status	
Student Number	60003120003
College	D. J. SANGHVI COLLEGE OF ENGG.
Session	Semester VII
Name	BHARVADA, VIRAJ
Program	B.E-Information Technology
Statement Date	12.08.2015
Total Fee Payable	1.00
Total Paid	0.00
Balance	1.00
Bank	HDFC Bank
Email ID	madhurima.co@payu.in

[Pay fees](#)

After that click on Pay Fees tab, following screen appears

Student Fee Payment

Student information

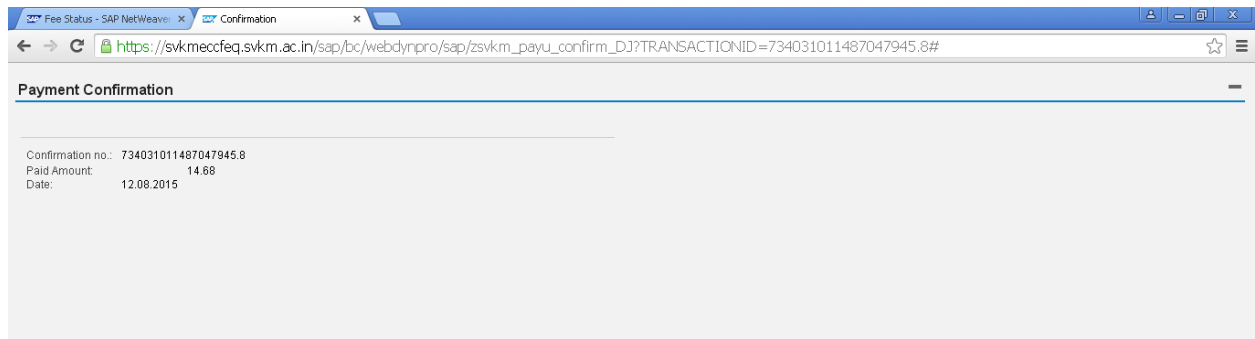
Student Number: 60003120003
Student Name: BHARVADA, VIRAJ
Year: 2015
Session: 022

Program Information

Program: B.E-Information Technology
Institution: D. J. SANGHVI COLLEGE OF ENGG.
Application Fee: 1.00

[Pay](#)

Click on Pay tab, put all your details, after doing payment you will get payment confirmation



You will get the mail confirmation from PayU in following pattern.

Dear (Name of Student)

Your transaction with www.djsce.ac.in was **Successful**

Transaction ID: 734031011487047945.8 Merchant Website: www.djsce.ac.in

Amount Paid: (Fees amount + PAYU Charges of Rs 13.68)

Order Date: 2015-08-12 12:28:37

Customer Phone Number: (Student's phone no)

For any information pertaining to the status of your order, please visit www.djsce.ac.in

Thanks and Regards,

PayU on behalf of www.djsce.ac.in

